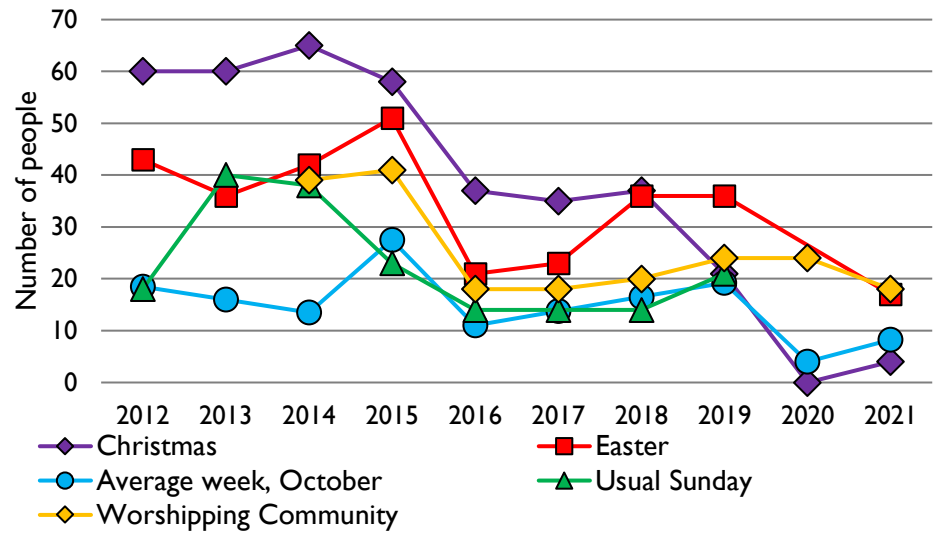
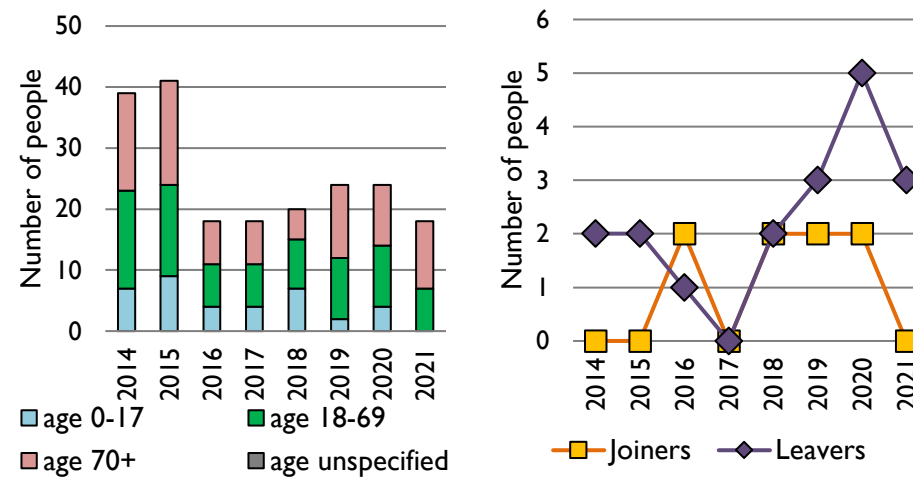


Dashboard for the parish of Sevenhampton w Charlton Abbots in the Deanery of North Cotswold

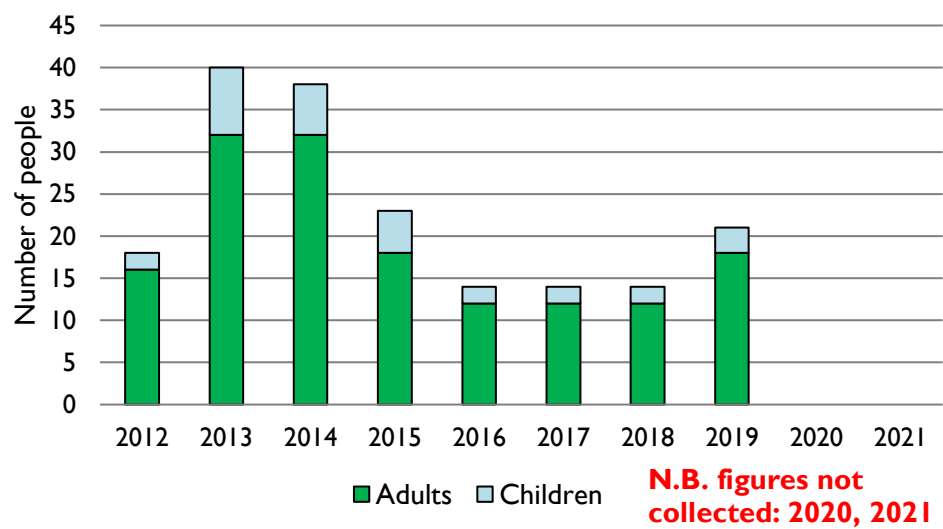
1. Attendance summary, 2012-21



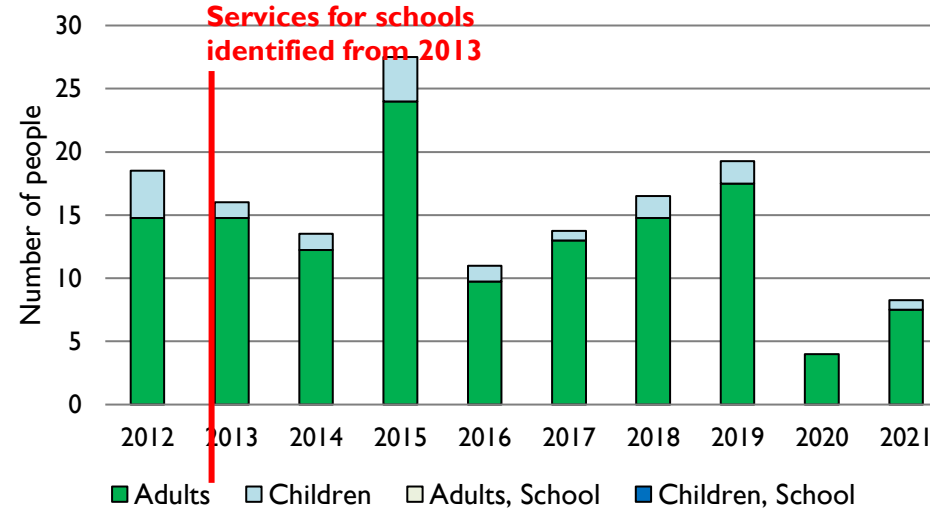
2. Worshipping Community, 2014-21



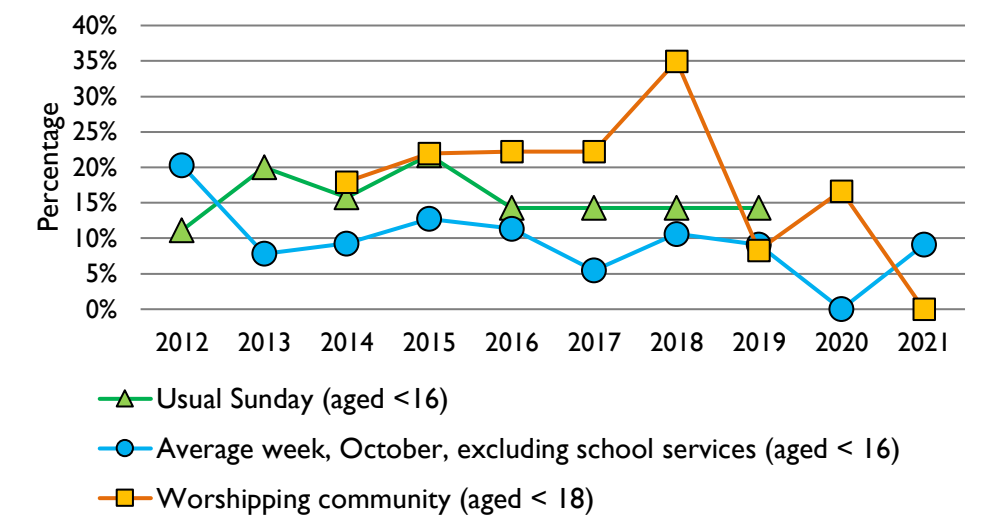
3. Usual Sunday attendance, 2012-21



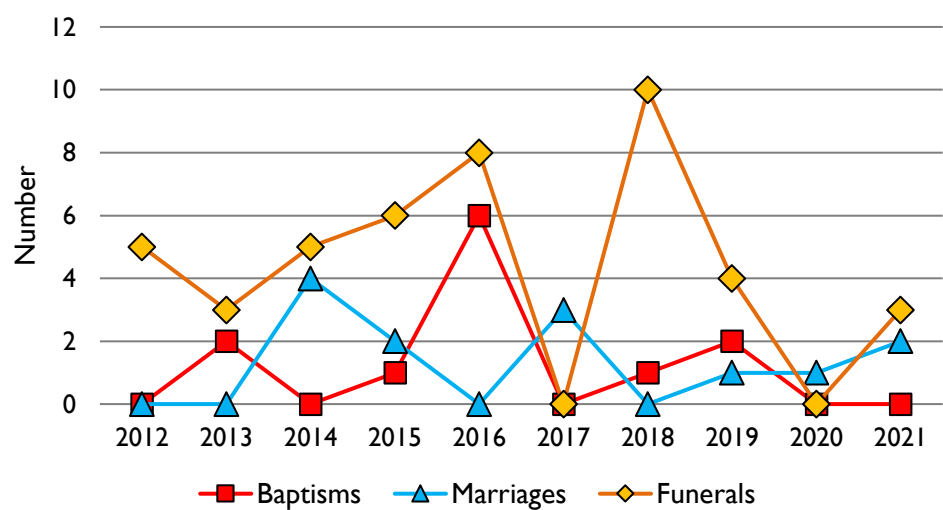
4. Average weekly attendance, October, 2012-21



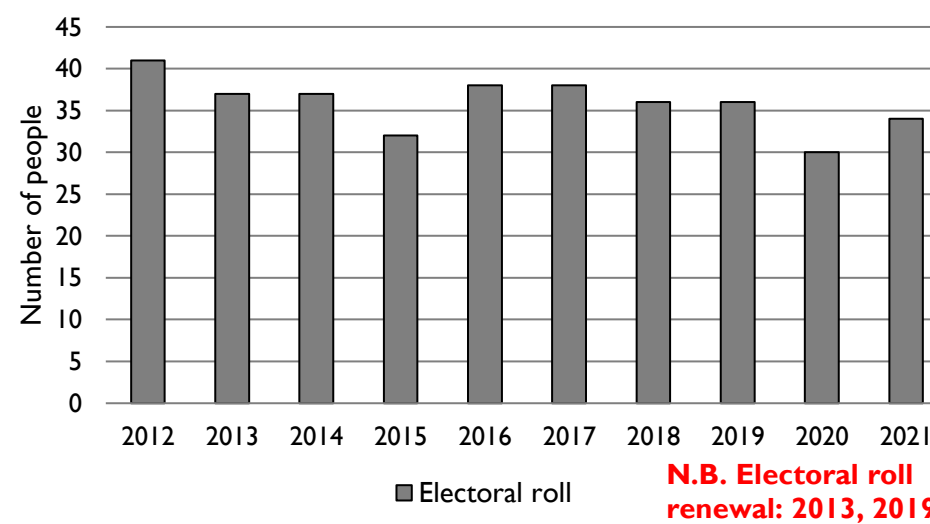
5. Percentage children, 2012-21



6. Baptisms, marriages, & funerals, 2012-21



7. Electoral roll, 2012-21



Parish census and deprivation summary

Parish population (2018): 352

| | Parish | Diocese | National |
|--------------------------|--------|---------|----------|
| % aged 0-17 | 16% | 21% | 21% |
| % aged 18-44 | 22% | 33% | 37% |
| % aged 45-64 | 40% | 28% | 25% |
| % aged 65 & over | 22% | 19% | 16% |
| % Christian | 73% | 64% | 59% |
| % non-Christian religion | 1% | 2% | 9% |

Parish deprivation rank (IMD, 2019): 7382

(1=most deprived parish in the Church of England, 12,307=least deprived)

For more detailed census & deprivation info: see <http://arcg.is/1RaS4CS>
<https://www.churchofengland.org/researchandstats>

and <http://www2.cuf.org.uk/poverty-england/poverty-map>

Number of churches in parish (2022): 2

Parish code: 160346

Variations in attendance from year to year may be the result of changes in the number of churches that submitted returns, or changes in parish/benefice structure.

Number of churches included in returns: 2012 2; 2013 2; 2014 2; 2015 2; 2016 2; 2017 2; 2018 2; 2019 2; 2020 2; 2021 2.

Produced by the Research and Statistics Unit, Church House, Great Smith Street, London SW1P 3AZ. Date of production: 25/5/22.

Every effort has been made to ensure that data are reliable. We would be pleased to be notified of any significant errors or omissions by email to statistics.unit@churchofengland.org

Follow us on Twitter:
@cofestats

